


CERTIFICATE OF ANALYSIS

World Precision Instruments, Inc.
175 Sarasota Center Boulevard
Sarasota, FL 34240



EMBRYOTECH
Laboratories

ELI accession number: WPI-4788-0305

Lot number: FD35COL

Description of test item: FluoroDish™ Collagen Coated

Date of completion: 03-12-2005

Assay system requested by customer: Assay was prepared using "embryo-tested" culture medium that was extracted from the test article after a 1-hour incubation period. The extracted medium was used to culture 1-cell mouse embryos for 96-hours.

Control assay materials and results: 15 1-cell (B6D2F1 X B6C3F1) embryos were cultured in triplicate micro drops of "embryo-tested" culture medium supplemented with 0.4% BSA:

15 / 15 (100 %)

1-cell to 2-cell within 24 hr

15 / 15 (100 %)

1-cell to expanded blastocyst within 96 hr

For a valid assay, Embryotech requires at least 70% of 1-cell stage control embryos to develop to blastocyst within 96-hours.

Test assay materials and results: 21 1-cell (B6D2F1 X B6C3F1) embryos were cultured in triplicate micro drops of the extracted "embryo-tested" culture medium supplemented with 0.4% BSA:


21 / 21 (100 %)

1-cell to 2-cell within 24 hr


20 / 21 (95 %)

1-cell to expanded blastocyst within 96 hr

Summary of observations: All test and control embryos were selected randomly from a common pool of freshly collected embryos and were cultured in the same incubator at 37° C in an atmosphere containing 5.0% CO2. 100 percent of the control embryos developed to the blastocyst stage within 96-hours. 95 percent of the test embryos cultured in the extracted culture medium developed to the blastocyst stage within 96-hours.


signature
Study Director

3 14 05
date


signature
Quality Assurance

3/14/05
date