



WORLD
PRECISION
INSTRUMENTS

MM1-ALL, MM3-ALL

INSTRUCTION MANUAL

Warranty

WPI (World Precision Instruments, Inc.) warrants to the original purchaser that this equipment, including its components and parts, shall be free from defects in material and workmanship for a period of 30 days from the date of receipt. WPI's obligation under this warranty shall be limited to repair or replacement, at WPI's option, of the equipment or defective components or parts upon receipt thereof f.o.b. WPI, Sarasota, Florida U.S.A. Return of a repaired instrument shall be f.o.b. Sarasota.

The above warranty is contingent upon normal usage and does not cover products which have been modified without WPI's approval or which have been subjected to unusual physical or electrical stress or on which the original identification marks have been removed or altered. The above warranty will not apply if adjustment, repair or parts replacement is required because of accident, neglect, misuse, failure of electric power, air conditioning, humidity control, or causes other than normal and ordinary usage.

To the extent that any of its equipment is furnished by a manufacturer other than WPI, the foregoing warranty shall be applicable only to the extent of the warranty furnished by such other manufacturer. This warranty will not apply to appearance terms, such as knobs, handles, dials or the like.

WPI makes no warranty of any kind, express or implied or statutory, including without limitation any warranties of merchantability and/or fitness for a particular purpose. WPI shall not be liable for any damages, whether direct, indirect, special or consequential arising from a failure of this product to operate in the manner desired by the user. WPI shall not be liable for any damage to data or property that may be caused directly or indirectly by use of this product.

Claims and Returns

• Inspect all shipments upon receipt. Missing cartons or obvious damage to cartons should be noted on the delivery receipt before signing. Concealed loss or damage should be reported at once to the carrier and an inspection requested. All claims for shortage or damage must be made within 10 days after receipt of shipment. Claims for lost shipments must be made within 30 days of invoice or other notification of shipment.

Please save damaged or pilfered cartons until claim settles. In some instances, photographic documentation may be required. Some items are time sensitive; WPI assumes no extended warranty or any liability for use beyond the date specified on the container.

• WPI cannot be held responsible for items damaged in shipment en route to us. Please enclose merchandise in its original shipping container to avoid damage from handling. We recommend that you insure merchandise when shipping. The customer is responsible for paying shipping expenses including adequate insurance on all items returned.

• Do not return any goods to WPI without obtaining prior approval and instructions (RMA#) from our returns department. Goods returned unauthorized or by collect freight may be refused. The RMA# must be clearly displayed on the outside of the box, or the package will not be accepted. Please contact the RMA department for a request form.

• Goods returned for repair must be reasonably clean and free of hazardous materials.

• A handling fee is charged for goods returned for exchange or credit. This fee may add up to 25% of the sale price depending on the condition of the item. Goods ordered in error are also subject to the handling fee.

• Equipment which was built as a special order cannot be returned.

• Always refer to the RMA# when contacting WPI to obtain a status of your returned item.

• For any other issues regarding a claim or return, please contact the RMA department

Warning: This equipment is not designed or intended for use on humans.

WORLD PRECISION INSTRUMENTS

USA: 175 Sarasota Center Boulevard, Sarasota FL 34240-9258 USA

Tel: (941) 371-1003 • Fax: (941) 377-5428 • wpi@wpiinc.com • www.wpiinc.com

UK: 1 Hunting Gate, Hitchin, Hertfordshire SG4 0TJ England • 44 (0)1462 424700 • wpiuk@wpi-europe.com

Germany: Saarstraße 23, D-61169 Friedberg (Hessen) • Tel: +49 (0)6031 1602171 • Fax: +49 (0)6031 1602180 • wpide@wpi-europe.com


China & Hong Kong: Rm 18A, No8 Dongfang Rd., Pudong District, Shanghai 200120 PRC • +86 688 85517 • ChinaSales@china.wpiinc.com

Brazil: Conselheiro Nabias, 756 sala2611, Santos-São Paulo 11045-002 Brazil • info@brazil.wpiinc.com

MM1-ALL, MM3-ALL

Micropositioner

Serial No. _____



www.wpiinc.com

020719



NOTE: The **MM1-ALL** is a small version of the **MM3-ALL**. The instruction for assembling both micropositioners are identical. To simplify these instructions, **MMx** refers to either an **MM1** or an **MM3**.



To assemble the **MMx-ALL**, follow these steps:

1. Line up the four holes on the base of the **MMx-3** with the holes on the top of the **MMx-A**. Insert the four screws and tighten them with a 0.050" hex wrench.



Fig. 1—Line up the holes and insert the four screws.




Fig. 2—When viewed from the top, you can see the four screws.

2. Next, position the **MMx-C** clamp on the side of the **MMx-3**. Align the two holes on the clamp with the two holes on the **MMx-3** slide. Insert the two screws and use a $\frac{5}{64}$ " hex wrench to tighten the screws.




Fig. 3—Secure the two screws on the side of the clamp.

3. Mount the post on the base of the **MMx-A** on the **MB2** magnetic base.